NQUNXIN®
群芯微电子

中国芯 光电梦

高速光耦

High Speed Photo Coupler

QXH720

宁波群芯微电子股份有限公司
NINGBO QUNXIN MICROELECTRONICS CO., LTD.

中国 浙江省宁波杭州湾新区玉海东路 68 号
68 Yuhaidong Road, Hangzhou Bay New District, Ningbo, Zhejiang, China

QXH720

Single-channel High Speed CMOS

概述 Description

QXH720（单通道）是采用 LSOP8 封装的 CMOS 光耦合器。光电耦合器利用最新的 CMOS IC 技术，以极低的功耗实现了卓越的性能。

The QXH720 (single-channel) is CMOS optocouplers in LSOP8 package. The optocouplers utilize the latest CMOS IC technology to achieve outstanding performance with very low power consumption.

特性 Features

- CMOS 可兼容：+3.3V 和 +5 V
  +3.3V and +5V CMOS compatibility
- 脉冲宽度失真最大值：40ns
  40ns max. pulse width distortion
- 传播延迟最大值：100ns
  100ns max. propagation delay
- 传播延迟倾斜最大值：40ns
  40ns max. propagation delay skew
- 高速：10MBd (最小)
  High speed: 10 MBd min
- 温度范围：–40°C ~ 125°C
  –40°C to 125°C temperature range
- 无故障上电功能
  Glitch-Free Power-UP Feature
- 符合安规标准：UL 1577，VDE DIN EN60747-5-5 (VDE 0884-5），CQC11-471543-2022
  Meet Safety standard : UL 1577, VDE DIN EN60747-5-5 (VDE 0884-5) , CQC11-471543-2022

应用 Applications

- 消除接地回路
  Ground loop elimination
- 数字现场总线隔离：RS485, RS232, CANbus
  Digital field bus isolation: RS485, RS232, CANbus
- 多路数据传输
  Multiplexed data transmission
- 计算机外围接口

真值表 Truth table

LED	VO
OFF	H
ON	L

封装和原理图 Package and Schematic Diagram

LSOP8

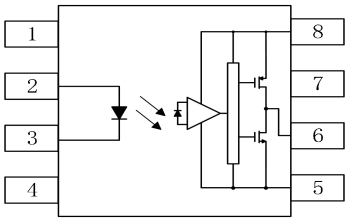

Pin Configuration

1. NC	8.VCC
2. Anode	7.NC
3. Cathode	6.VO
4. NC	5.GND

注：在引 5 和 8 之间必须连接一个 0.1uF 的旁路电容器。

Note: 0.1uF bypass capacitor must be connected between pins 5 and 8.

Copyright ©2025 Qunxin All Rights Reserved

产品型号命名规则 Order Code

QX H720 - UN Y - W (V) (ZZ)

① ② ③ ④ ⑤ ⑥ ⑦

① 公司代码 Company Code（QX: 群芯 Qunxin）
② 产品系列 Product Series（H720）
③框架类型 Lead Frame（Cu: 铜框架 Copper）
④ 树脂类型 Epoxy Type（H: 无卤 Halogen-free）
⑤ 封装形式 Package（L: LSOP）
⑥ 器件工作温度范围 Device Operating Temperature Range（特殊范围需填或者空白 Special Range need to be filled in or left blank）
⑦ 内部补充代码 Internal Supplementary Code（数字或者空白 Number or None）

印字信息 Marking Information

- 印字中“ ”为群芯品牌 LOGO
  “ ”denotes LOGO
- 印字中“Y”代表年份；A(2018),B(2019),C(2020)……
  “Y”denotes YEAR：A(2018), B(2019), C(2020)……
- 印字中“WW”代表周号
  “WW”denotes week’s number.
- 印字中“N”代表星期几
  “N”denotes day of the week.
- 印字中的“H”代表无卤
  “H”denotes Halogen-free.
- 印字中的“V”代表产品特殊标识：A~Z 或空白
  “V”denotes Product special code： A~Z or None

Copyright ©2025 Qunxin All Rights Reserved

绝缘和安规信息 Insulation and Safety related specifications

项目 Item	符号 Symbol	数值 Value	单位 Unit	备注 Note
爬电距离 Creepage Distance	L	>15	mm	从输入端到输出端，沿本体最短距离路径 Measured from input terminals to output terminals, shortest distance path along body.
电气间隙 Clearance Distance	L	>15	mm	从输入端到输出端，通过空气的最短距离 Measured from input terminals to output terminals, shortest distance through air.
绝缘距离 Insulation Thickness	DTI	>0.5	mm	发射器和探测器之间的绝缘厚度 Insulation thickness between emitter and detector.
电痕指数 Comparative Tracking Index	CTI	≥600	V	IEC60112
峰值隔离电压 Peak Isolation Voltage	V_{IORM}	2262	V_{peak}	DIN/EN/IEC EN60747-5-5.
瞬态隔离电压 Transient Isolation Voltage	V_{IOTM}	12000	V_{peak}	DIN/EN/IEC EN60747-5-5.
隔离电压 Isolation Voltage	V_{ISO}	>7500	V_{rms}	For 1 min

极限参数 Absolute Maximum Ratings (T_A=25℃)

参数 Parameter		符号 Symbol	额定值 Rating	单位 Unit
发射端 Input	正向电流(平均) DC/Average Forward Input Current	$I_{F\ (avg)}$	25	mA
	正向峰值电流（50%占空比，1ms p.w） Peak input current (50% duty cycle, 1 ms p.w.)	$I_{F\ (pk)}$	50	mA
	反向电压 Reverse Input Voltage	V_R	5.0	V
接收端 output	电源电压 Supply Voltage	V_{DD}	6	V
	输出电流 Output Current	I_O	10	mA
	输出电压 Output Voltage	V_O	-0.5 to VDD+0.5	V
工作温度 Operating Temperature		T_{opr}	-40~+125	℃
存储温度 Storage Temperature		T_{stg}	-55~+125	℃
焊接温度 Soldering Temperature		T_{sol}	260	℃

Copyright ©2025 Qunxin All Rights Reserved

推荐工作条件 Recommended Operating Conditions

参数 Parameter	符号 Symbol	最小值 Min.	最大值 Max.	单位 Unit
电源电压 Supply Voltages	V_{DD}	3	5.5	V
开启电流 Forward Input Current (ON)	$I_{F(ON)}$	6	15	mA
关断电压 Forward Input Voltage (OFF)	$V_{F(OFF)}$	0	1.3	V
操作温度 Operating Temperature	T_A	-40	125	℃

产品特性参数 Electro-optical Characteristics (T_A=25℃,V_{DD}=3.3V)

参数 Parameter		符号 Symbol	条件 Condition	最小 Min.	典型 Typ.	最大 Max.	单位 Unit
发射端 Input	正向电压 Forward Voltage	V_F	I_F=6mA	1	1.3	1.8	V
	反向击穿电压 Reverse Breakdown Voltage	B_{VR}	I_R=10μA	5.0	-	-	V
接收端 Output	逻辑高输出电压 Logic High Output Voltage	V_{OH}	I_F = 0, I_O = -4 mA, V_{DD}=3.3V	V_{DD} -1	V_{DD} -0.3	-	V
			I_F = 0, I_O = -4 mA, V_{DD}=5V	V_{DD} -1	V_{DD} -0.2	-	V
	逻辑低输出电压 Logic Low Output Voltage	V_{OL}	I_F = 6mA, I_O = 4mA, V_{DD}=3.3V	-	0.08	0.4	V
			I_F = 6mA, I_O = 4mA, V_{DD}=5V	-	0.07	0.4	V
	输入阈值电流 Input Threshold Current	I_{TH}	I_{OL} = 20 μA	-	2.6	5	mA
	逻辑低输出电源电流 Logic Low Output Supply Current	I_{DDL}	I_F = 6 mA	-	4.2	6.5	mA
	逻辑高输出电源电流 Logic High Output Supply Current	I_{DDH}	I_F = 0	-	4.7	6	mA

Copyright ©2025 Qunxin All Rights Reserved

开关特性 Switching Specification(T_A=25℃,V_{DD}=3.3V)

参数 Parameter	符号 Symbol	条件 Condition	最小 Min.	典型 Typ.	最大 Max.	单位 Unit
逻辑低电平传输延迟 Propagation Delay Time to Low Output Level	t_{PHL}	I_F = 6mA, C_L= 15pF CMOS Signal Levels	-	53	100	ns
逻辑高电平传输延迟 Propagation Delay Time to High Output Level	t_{PLH}		-	45	100	
脉冲宽度 Pulse Width	t_{PW}		100	-	-	
脉宽失真 ($\|t_{PHL}-t_{PLH}\|$) Pulse Width Distortion ($\|t_{PHL}-t_{PLH}\|$)	PWD		0	8	40	
传播延迟偏斜 Propagation Delay Skew	t_{PSK}		-	-	40	
输出上升时间 (10%~90%) Output Rise Time (10%~90%)	t_R		-	10	-	
输出下降时间 (90%~10%) Output Fall Time (90%~10%)	t_F		-	10	-	
输出高电平共模抑制 Output High Level Common Mode Transient Immunity	$\|CM_H\|$	$\|V_{CM}\|$=1000V I_F=0mA	20	35	-	kV/μs
输出低电平共模抑制 Output Low Level Common Mode Transient Immunity	$\|CM_L\|$	$\|V_{CM}\|$=1000V I_F=6.0mA	20	35	-	

Copyright ©2025 Qunxin All Rights Reserved

典型光电特性曲线 Typical Electro-Optical Characteristics Curves

Fig.1 Forward current vs. Forward Voltage

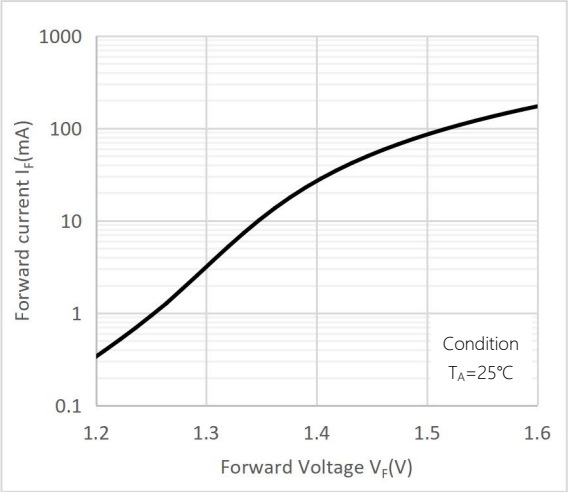

Fig.2 Input threshold current vs. Ambient temperature

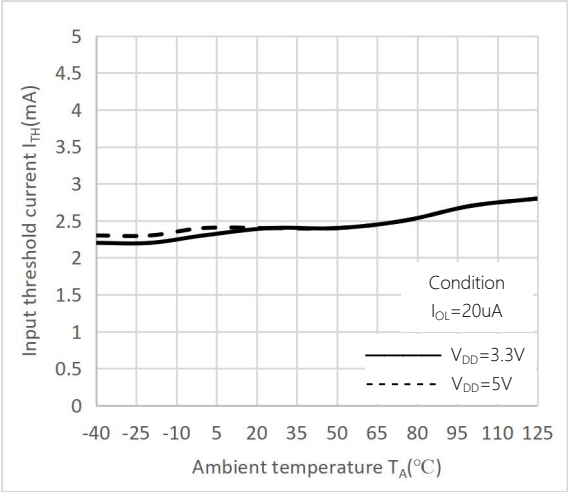

Fig.3 Logic high output supply current vs. Ambient temperature

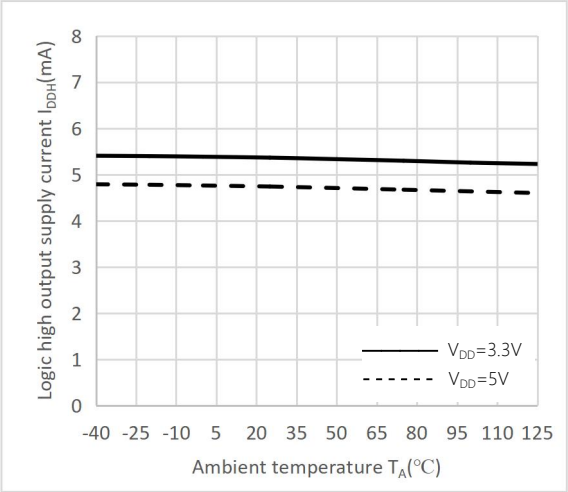

Fig.4 Logic low output supply current vs. Ambient temperature

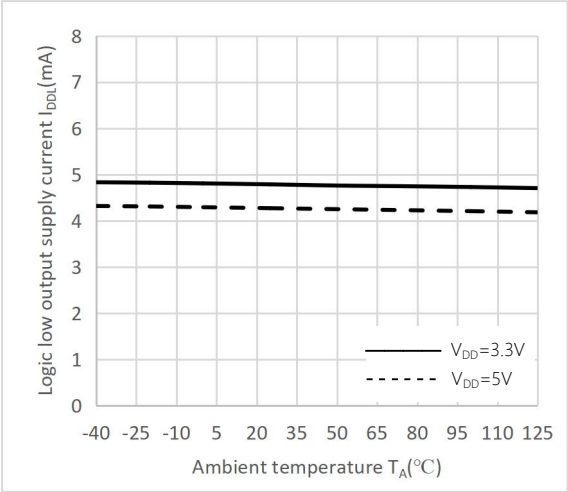

Fig.5 Propagation delay time vs. Forward current

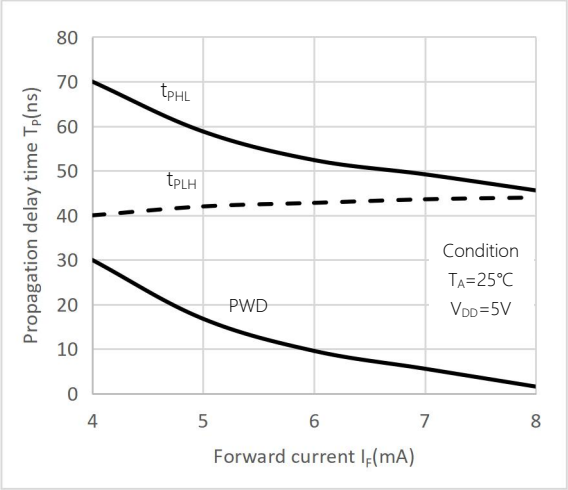

Fig.6 Propagation delay time vs. Forward current

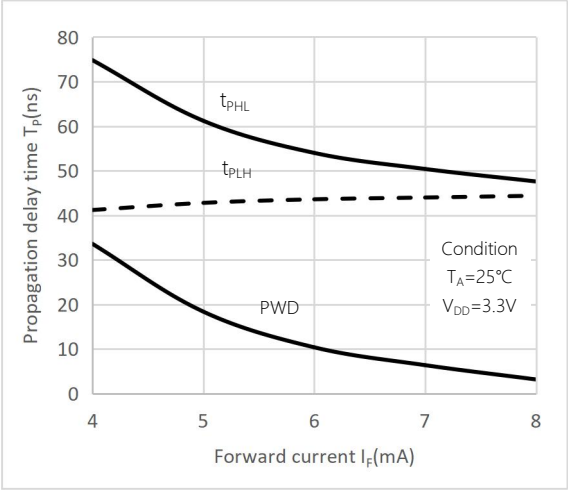

Copyright ©2025 Qunxin All Rights Reserved

Fig.7 Forward voltage vs. Ambient temperature

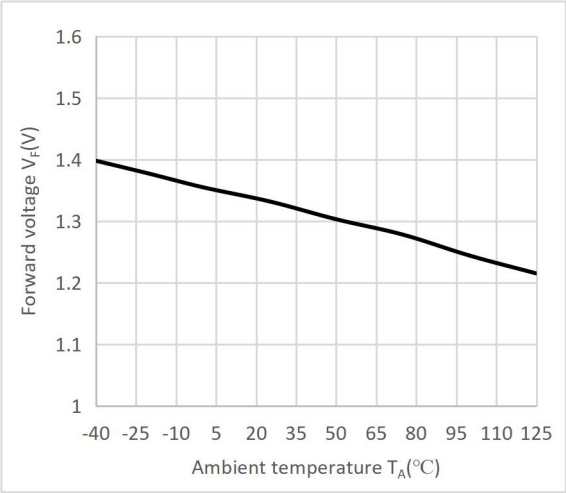

Fig.8 Propagation delay time vs. Ambient temperature
(V_{DD}=5V,C_{peak}=100pF,R_{limit}=530 Ω)

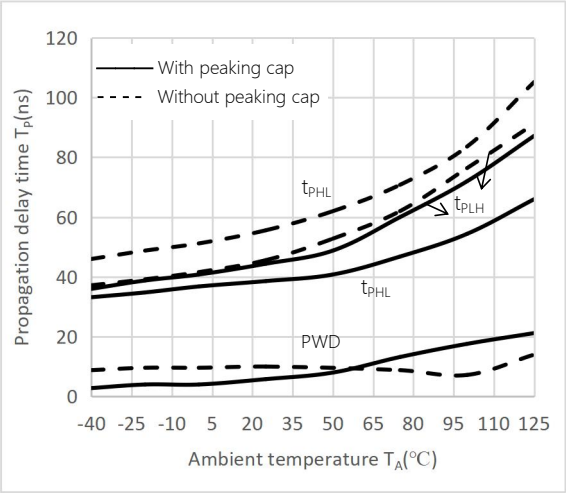

Fig.9 Propagation delay time vs. Ambient temperature
(V_{DD}=3.3V,C_{peak}=100pF,R_{limit}=250 Ω)

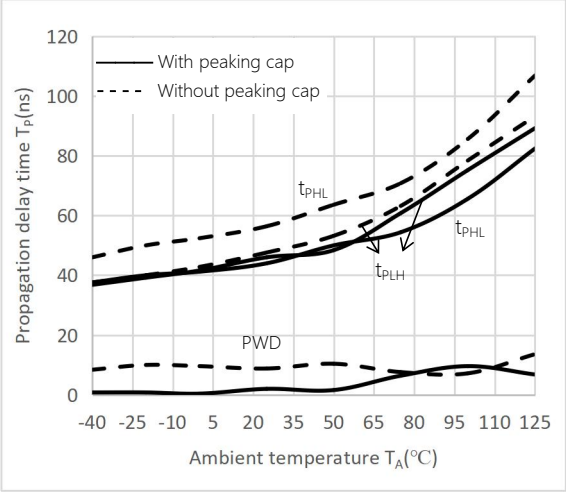

Copyright ©2025 Qunxin All Rights Reserved

延迟时间测试电路 Test Circuit for Propagation Delay Time

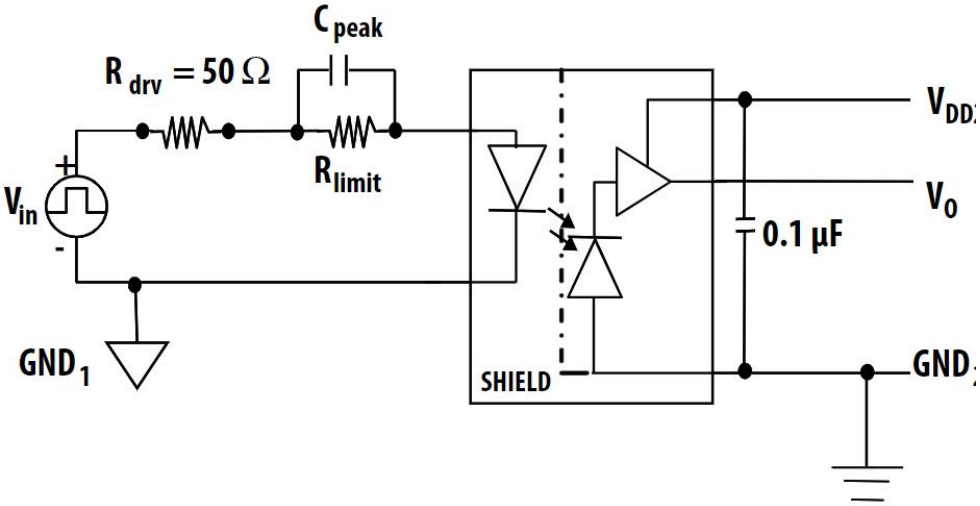

CMR 测试电路 Test Circuit for Common Mode Transient Immunity

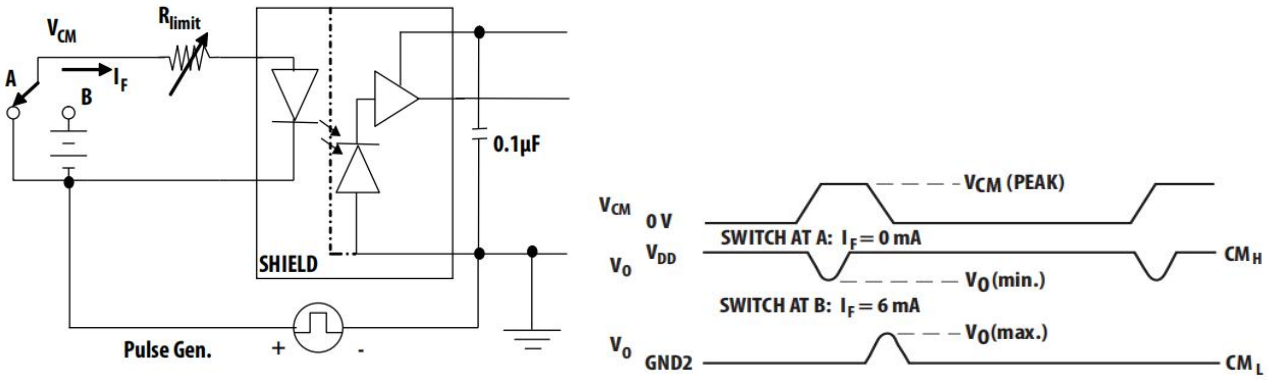

Copyright ©2025 Qunxin All Rights Reserved

外形尺寸 Outline Dimensions

LSOP8

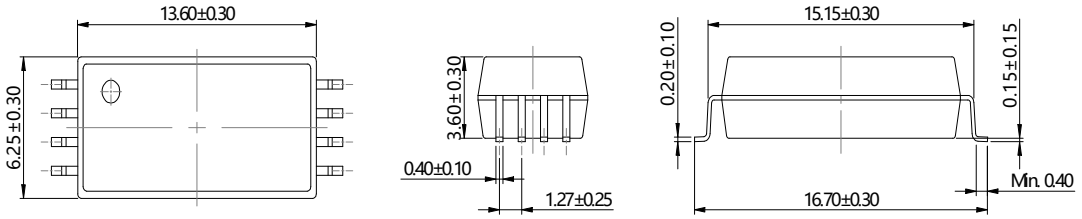

单位 Unit: mm

建议焊盘布局 Recommended Pad Layout

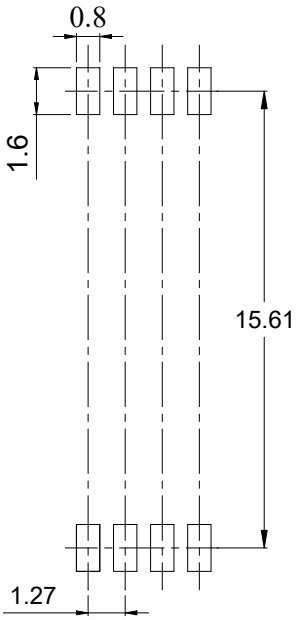

单位 Unit: mm

注：上图为产品正视图。
Note：The picture above is the front view of the product.

Copyright ©2025 Qunxin All Rights Reserved

回流焊温度曲线图 Solder Reflow Profile

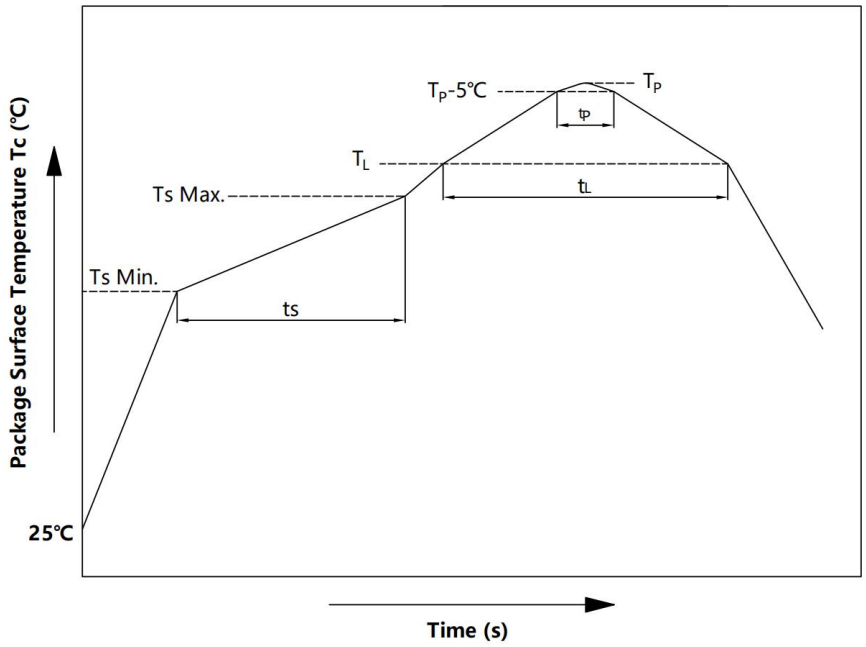

项目 Item	符号 Symbol	最小值 Min.	最大值 Max.	单位 Unit
预热温度 Preheat Temperature	Ts	150	200	℃
预热时间 Preheat Time	ts	60	120	s
升温速率 Ramp-Up Rate (T_L to T_P)	-	-	3	℃/s
液相线温度 Liquidus Temperature	T_L	217		℃
时间高于 T_L Time Above T_L	t_L	60	150	s
峰值温度 Peak Temperature	T_P	-	260	℃
Tc 在(T_P-5)和 T_P 之间的时间 Time During Which Tc Is Between (T_P-5) and T_P	t_p	-	30	s
降温速率 Ramp-down Rate(T_P to T_L)	-	-	6	℃/s

注 Note：

建议在所示的温度和时间条件下进行回流焊，最多不能超过三次；

Reflow soldering is recommended at the temperatures and times shown, no more than three times;

Copyright ©2025 Qunxin All Rights Reserved

波峰焊温度曲线图 Wave Soldering Profile

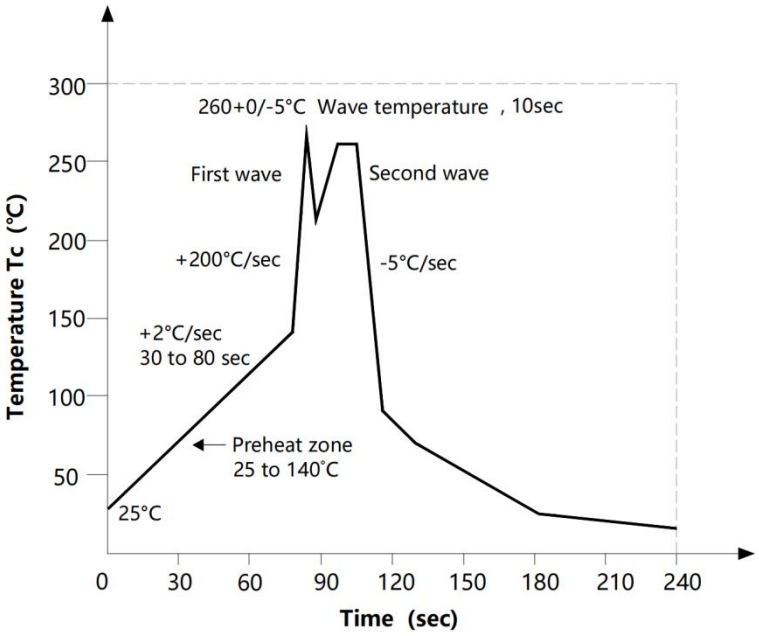

手工烙铁焊接 Soldering with hand soldering iron

A. 手工烙铁焊仅用于产品返修或样品测试；
Hand soldering iron is only used for product rework or sample testing;

B. 手工烙铁焊要求：温度 360℃ ± 5℃，时间≤3s。
Hand soldering iron requirements：Temperature：360℃ ± 5℃, within 3s.

Copyright ©2025 Qunxin All Rights Reserved

包装 Packing

■ 汇总表 Summary table

封装形式	包装方式	盘数量	盒数量	箱数量	静电袋规格	盒规格	箱(双瓦楞)规格	备注
LSOP8	卷盘 (ϕ330mm 蓝盘)	800 只/盘	2 盘/盒	8 盒/箱	450*390*0.1mm	353*340*75mm	650*375*365mm	首端各空 50 个空格，末端空 100
Package Type	Packing Form	Quantity per Reel	Quantity per Box	Quantity per Carton	Antistatic Bag Specification	Box Specification	Carton Specification	Note
LSOP8	Tube (ϕ330mm Blue)	800 pcs/reel	2 reels /box	8 boxes /ctn	450*390*0.1mm	353*340*75mm	650*375*365mm	Leave 50 spaces at the beginning and 100 spaces at the end

■ 编带包装 Tape & Reel

1) 每卷数量：800 只。
   Qty/reel：800pcs.
2) 每箱数量：12800 只。
   Qty/ctn： 12800pcs.
3) 内包装：每盒 2 盘。
   Inner packing：2 reels/box.
4) 示意图 Schematic：

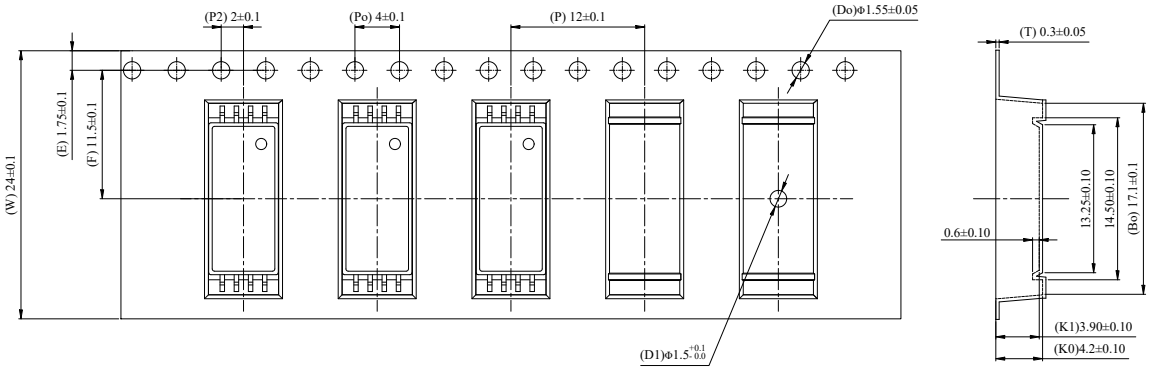

单位 Unit：mm

Copyright ©2025 Qunxin All Rights Reserved

注意 Attention

- 群芯持续不断改进质量、可靠性、功能或设计，保留此产品更改的权利恕不另行通知。
  QUNXIN continuously improve quality, reliability, function and design.We reserve the right to change this product without prior notice.
- 请遵守产品规格书使用，群芯不对使用时不符合产品规格书条件而导致的质量问题负责。
  Please use in accordance with the product specification. QUNXIN is not responsible for the quality problems caused by non-compliance with the product specifications.
- 对于需要高可靠性或安全性的设备/装置需求，请联系我们的销售人员。
  For equipment/devices requiring high reliability or safety, please contact our sales representatives.
- 当需要用于任何"特定"应用时，请咨询我们的销售人员。
  When requiring a device for any "specific" application, please contact our sales in advice.
- 如对文件中表述的内容有疑问，欢迎联系我们。
  If you have any questions about the contents of the document, please contact us.

Copyright ©2025 Qunxin All Rights Reserved